

## EYFS Term 5 Curriculum Newsletter

### Welcome back!

We hope you had a lovely Easter holiday together and had some time to relax.

Our PE day this Term will continue to be a Friday. The new Forest School group have received a message on ParentMail, if your child has not done Forest School yet, they will do it next term.

### Learning Rationale/Statement of Aims:

This term, as we move into Summer, our topic is 'Extinct and Endangered'. We are starting this topic by looking at oceans and will move on to learn about dinosaurs and other animals which have gone extinct and how we can help protect endangered animals. We will explore texts such as 'Somebody Swallowed Stanley' and reflect on how we can all make small changes to show love and nurture to the world around us.

This term we are increasing the number of tasks the children complete each day in readiness for Year 1. Part of this is the continuation of our 'tray jobs' which encourage the children to complete tasks independently. We are also encouraging the children to complete more independent writing. We continue to watch our garden grow and to lots of time in our outdoor area, exploring wildlife and experimenting in water play.

### Key Dates

Tuesday 16 April - World Voice Day  
Wednesday 17 April - Syria, Independence Day  
Friday 19 April - 3.15pm FoP Treat sale  
Monday 22 April - International Mother Earth Day  
Tuesday 23 April - St. George's Day  
Tuesday 23 April - FoP Bag2School collection date  
Friday 26 April - FoP non-uniform day for a Rainbow Raffle donation  
Saturday 27 April - South Africa, Freedom Day  
Monday 29 April - Start of National Gardening Week  
Monday 29 April - International Dance Day  
Tuesday 30 April - 1.30pm-6.30pm Parent consultation meetings for Classes RR

### PSHE

In PSHE we will be focussing our learning around the topic 'Relationships'. This will include; talking about family and the jobs we do to help our family, friendships and how we can make friends and how to solve problems by ourselves if we have disagreements. We will also talk about using calm time to manage emotions and what to do if we feel lonely.



### RE

This term in RE our focus will be 'My Senses'. We will be thinking about our senses and using these to explore key aspects of religion, for example; to discover artefacts, to respond and reflect on celebratory and significant pieces of music and to explore smells and tastes.

### Art/DT

In art we will be using all our joining skills to make ocean stick puppets and using them to create our very own puppet show, complete with textured back grounds.





### Literacy

In line with the rest of the school our English lessons are now based on the Jane Considine model, you can see her website for more information

<https://www.janeconsidine.com/>

This term our focus texts are 'If Sharks Disappeared' and 'Lost and Found'. Through exploring the texts in manageable chunks, sharing vocabulary ideas together and 'sentence stacking', the children are able to work towards an extended piece of writing over the course of 3 weeks.

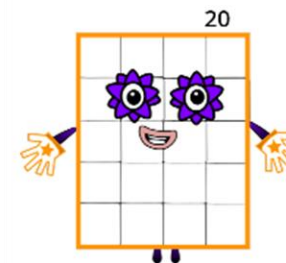


### Maths

Children will continue to develop their understanding of the number system, working with numbers to 20 and beyond. Our focusses will be one more and one less up to 20, beginning to look at place value using tens and ones, addition and taking away.

The children will also develop their spatial reasoning and their knowledge of 2D and 3D shapes.

We will practice our verbal counting patterns and adding and subtracting, sharing and grouping as well as exploring the composition of numbers.



### How can you help at home?

- Make a number line to 20 and place this somewhere in the house that your child will see it regularly. Practice counting up and down the number line. If you say a number, how quickly can they 'splat' it? Can they put the right number of objects next to each number (dried pasta is perfect for this).
- Read regularly with your children, this includes the reading books from school but all reading is valuable. Now your child is starting to read themselves, look out for words they can decode with their phonics!
- Give your child open access to mark making, pencils and paper and encourage them to write you notes, labels, and things they can see.
- make flashcards of these tricky words and practice them with your child.

Red Words Set 1				
I	the	my	you	said
your	are	be	of	no

### Websites to visit

<https://www.topmarks.co.uk/> - maths games

<https://www.phonicsplay.co.uk/resources/phase/2> - phonics games